

Legend

- Designated Evacuation Shelter
- Welfare Evacuation Shelter
- Arranged Evacuation Shelter
- Tsunami Evacuation Bldg (Emergency Evacuation Shelter)
- Temporary Evacuation Area
- Temporary Evacuation Area (Park)
- Precipitation observation facility
- Water level observation facility
- Police Station
- City Hall
- Fire Station
- Park
- Landslide - Flood-prone Region Welfare Center
- Underpass (be careful of inundation)

Flood prone

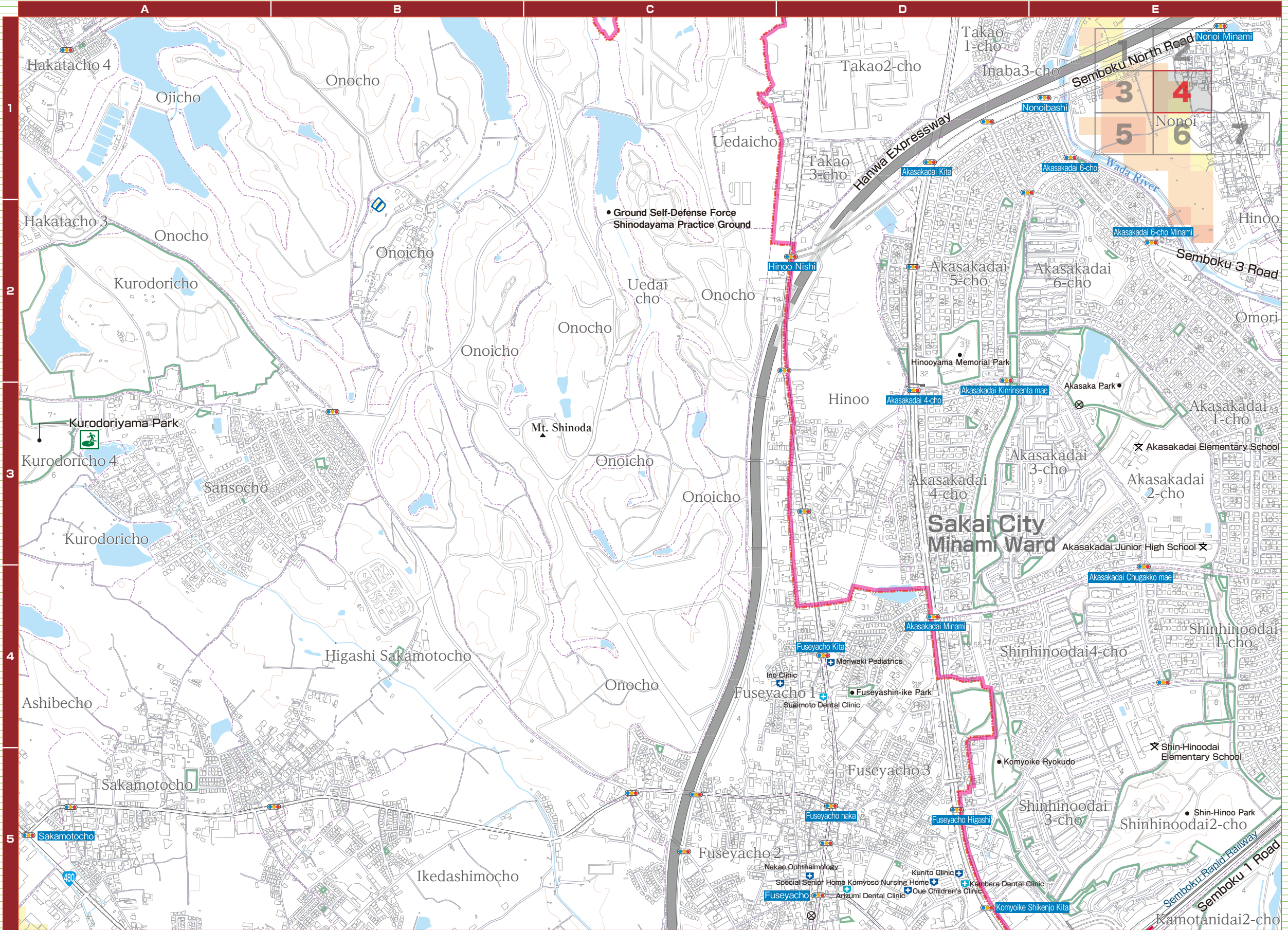
under 0.5m	0.5~ under 3.0m	3.0~ under 5.0m	5.0~ under 10m
------------	-----------------	-----------------	----------------

Sediment Disaster

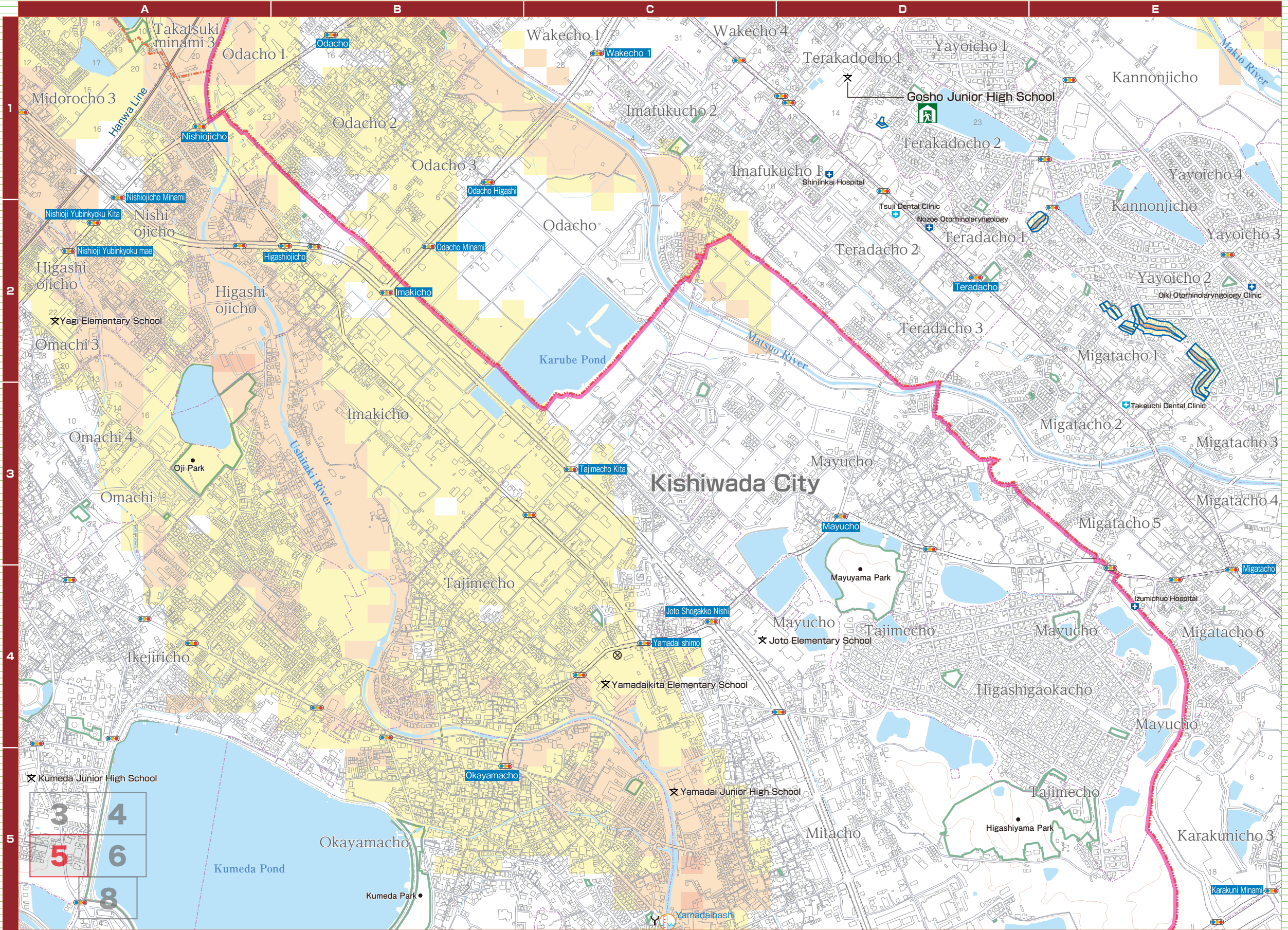
- Special Sediment Disaster Prone Areas
- Sediment Disaster Prone Areas
- Slopes
- Special Sediment Disaster Prone Areas
- Sediment Disaster Prone Areas

Landslide

- Landslide



Legend Designated Evacuation Shelter Welfare Evacuation Shelter Arranged Evacuation Shelter Tsunami Evacuation Bldg (Emergency Evacuation Shelter) Temporary Evacuation Area Temporary Evacuation Area (Park)		Precipitation observation facility Water level observation facility Police Station City Hall Fire Station Park Landslide - Flood-prone Region Welfare Center Underpass (be careful of inundation)		Flood prone under 0.5m 0.5~ under 3.0m 3.0~ under 5.0m 5.0~ under 10m				Sediment Disaster Avalanche Sediment Disaster Prone Areas Special Sediment Disaster Prone Areas		Slopes Sediment Disaster Prone Areas Special Sediment Disaster Prone Areas		Landslide Landslide	
--	--	--	--	--	--	--	--	---	--	---	--	-------------------------------	--



Legend

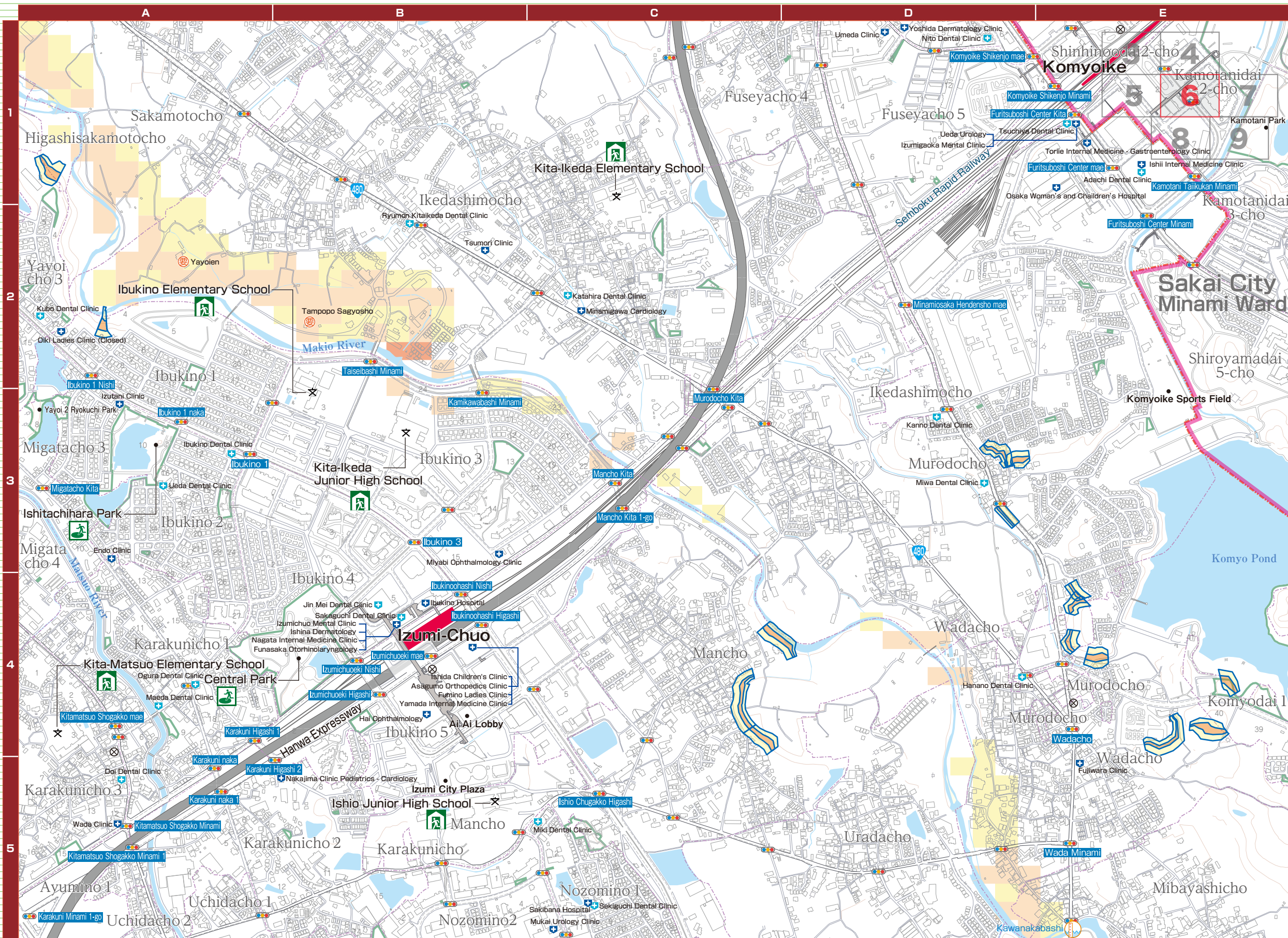
Designated Evacuation Shelter	Arranged Evacuation Shelter	Temporary Evacuation Area	Precipitation observation facility	Police Station	City Hall	Landslide - Flood-prone Region Welfare Center
Welfare Evacuation Shelter	Tsunami Evacuation Bldg (Emergency Evacuation Shelter)	Temporary Evacuation Area (Park)	Water level observation facility	Fire Station	Park	Underpass (be careful of inundation)

Flood prone	under 0.5m	0.5~ under 3.0m	3.0~ under 5.0m	5.0~ under 10m
--------------------	------------	-----------------	-----------------	----------------

Sediment Disaster	Sediment Disaster Prone Areas	Special Sediment Disaster Prone Areas
--------------------------	-------------------------------	---------------------------------------

Slopes	Sediment Disaster Prone Areas	Special Sediment Disaster Prone Areas
---------------	-------------------------------	---------------------------------------

Landslide	Landslide
------------------	-----------



Legend

- Designated Evacuation Shelter
- Arranged Evacuation Shelter
- Temporary Evacuation Area
- Precipitation observation facility
- Police Station
- City Hall
- Landslide - Flood-prone Region Welfare Center
- Water level observation facility
- Fire Station
- Park
- Underpass (be careful of inundation)

Flood prone

under 0.5m	0.5~ under 3.0m	3.0~ under 5.0m	5.0~ under 10m
------------	-----------------	-----------------	----------------

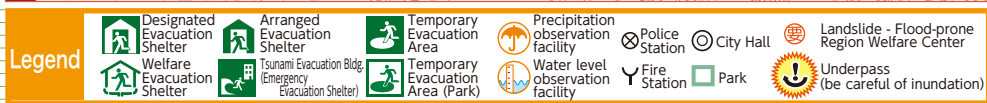
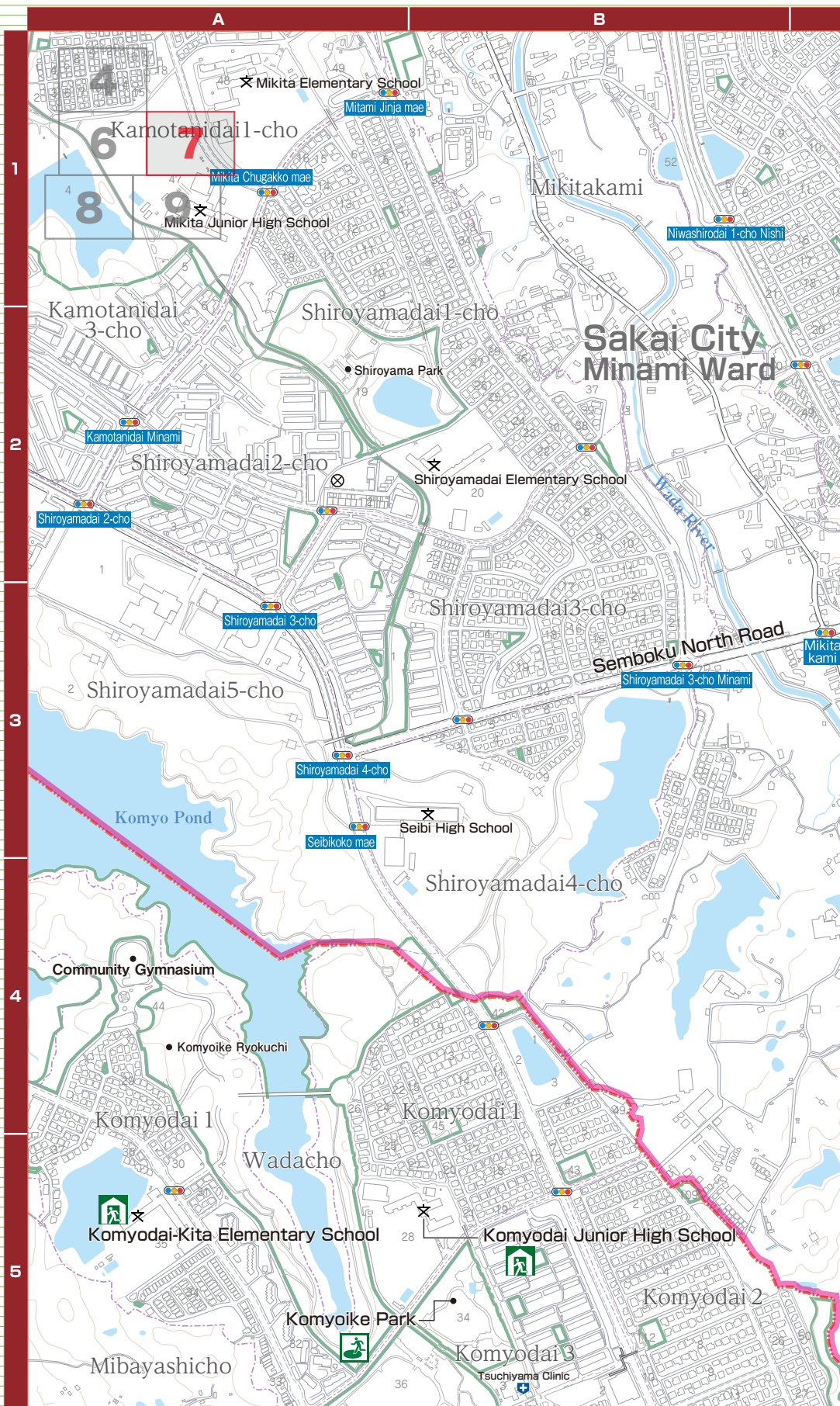
Sediment Disaster

- Sediment Disaster Prone Areas
- Special Sediment Disaster Prone Areas

Slopes

- Sediment Disaster Prone Areas
- Special Sediment Disaster Prone Areas

Landslide



Protect Residents from Disaster - Volunteer Firefighters



The Volunteer firefighters of Izumi City are always on alert for fires and other dangers, and are committed to keeping citizens safe by preventing disasters from happening.

Fire Department Specifics	Number of members	Number of departments	Number of branches	Number of groups	Number of fire department vehicles
	355	1	9	37	42 (12 outfitted with pumps, 30 outfitted with small pumps)

Participate in Making the City Safe - Voluntary Organization for Disaster Prevention

Independent Disaster Prevention Groups are community organizations whose prime goal is to protect their families and their neighbors through cooperative action when a disaster strikes.

- Form your own group in your community.
- Cooperate with your neighbors to coordinate initial movements, rescue and aid efforts, evacuation instructions, securing a water supply, and other life saving actions during a disaster.



Assisting Persons with Special Needs in a Disaster

It is difficult to evacuate persons with disabilities, the sick and wounded, and the elderly immediately in a disaster. Look out for those that may need special consideration and help them evacuate.

Assisting the visually impaired

- Have them hold onto your arm above the elbow and alert them to obstacles such as stairs when evacuating.



Assisting the elderly and sick

- First, check to see if they require and want assistance before providing it. Whether it is holding their hand, carrying them, or using a stretcher, choose the safest route to assist them.



Assisting the hearing-impaired

- When speaking, accentuate each word and explain things in the most understandable manner.
- Convey accurate information by using gestures, expressions, and pen and paper.
- If you cannot help them without using sign-language contact the city or a public organization to help with interpretation.



Assisting immobilized persons

- Cooperate with another person to assist wheelchair users down stairs. When going up stairs face them forward, when going downface them in the opposite direction.
- If only one person can help them, use a sling and carry them on your back.



Supporting Those with Special Needs with Evacuation

In order to support those who may need assistance evacuating in a disaster, the city has compiled a list of citizens who may need support to facilitate an efficient evacuation process.

The list of names, with the permission of those listed, is passed out to local government bodies, fire departments, social, child care and community welfare workers, city council, and other organizations that deal with evacuation support. Through this list, the above community bodies can check-in often with those named, talk to them about evacuation support, and improve evacuation training.

Registering to be on the list

For information on how to register to be on the list please check the Izumi City homepage, or make an inquiry at the Disabilities Welfare Division, Senior Care Division, or the Welfare and General Affairs Division at city hall.

Disaster Volunteer Center

When a large-scale disaster occurs, the city may require the Izumi City Community Welfare Association to open the Disaster Volunteer Center.

